

# Cumulative Report — Official Skagit County, Washington — 2013 Primary Election — August 06, 2013

Total Number of Voters : 29,389 of 67,611 = 43.47%

Precincts Reporting 115 of 115 = 100.00%

Party	Candidate	Vote-By-Mail	AVU	Total
-------	-----------	--------------	-----	-------

**Skagit County Proposition No. 1 Sales and Use Tax for Jail Facilities and Police and Fire Protection, Vote For 1**

Approved	21,231	72.72%	0	0.00%	21,231	72.72%
Rejected	7,966	27.28%	0	0.00%	7,966	27.28%
<b>Cast Votes:</b>	<b>29,197</b>	<b>99.35%</b>	<b>0</b>	<b>0.00%</b>	<b>29,197</b>	<b>99.35%</b>
<b>Over Votes:</b>	<b>0</b>	<b>0.00%</b>	<b>0</b>	<b>0.00%</b>	<b>0</b>	<b>0.00%</b>
<b>Under Votes:</b>	<b>192</b>	<b>0.65%</b>	<b>0</b>	<b>0.00%</b>	<b>192</b>	<b>0.65%</b>

**City of Anacortes Mayor, Vote For 1**

H. Dean Maxwell	1,844	29.38%	0	0.00%	1,844	29.38%
Laurie M. Gere	2,894	46.10%	0	0.00%	2,894	46.10%
Mitch Everton	948	15.10%	0	0.00%	948	15.10%
Brian E. Geer	581	9.26%	0	0.00%	581	9.26%
Unresolved Write-Ins	0	0.00%	0	0.00%	0	0.00%
Rejected Write-Ins	10	0.16%	0	0.00%	10	0.16%
<b>Cast Votes:</b>	<b>6,277</b>	<b>99.24%</b>	<b>0</b>	<b>0.00%</b>	<b>6,277</b>	<b>99.24%</b>
<b>Over Votes:</b>	<b>9</b>	<b>0.14%</b>	<b>0</b>	<b>0.00%</b>	<b>9</b>	<b>0.14%</b>
<b>Under Votes:</b>	<b>39</b>	<b>0.62%</b>	<b>0</b>	<b>0.00%</b>	<b>39</b>	<b>0.62%</b>

Precincts			Voters		
Counted	Total	Percent	Ballots	Registered	Percent
12	12	100.00%	6,325	11,005	57.47%

**City of Burlington Council At-Large, Vote For 1**

Joe DeGloria	410	37.75%	0	0.00%	410	37.75%
Brian Donn Hanson	310	28.55%	0	0.00%	310	28.55%
Sally L. Straathof	344	31.68%	0	0.00%	344	31.68%
Unresolved Write-Ins	0	0.00%	0	0.00%	0	0.00%
Rejected Write-Ins	22	2.03%	0	0.00%	22	2.03%
<b>Cast Votes:</b>	<b>1,086</b>	<b>87.51%</b>	<b>0</b>	<b>0.00%</b>	<b>1,086</b>	<b>87.51%</b>
<b>Over Votes:</b>	<b>1</b>	<b>0.08%</b>	<b>0</b>	<b>0.00%</b>	<b>1</b>	<b>0.08%</b>
<b>Under Votes:</b>	<b>154</b>	<b>12.41%</b>	<b>0</b>	<b>0.00%</b>	<b>154</b>	<b>12.41%</b>

Precincts			Voters		
Counted	Total	Percent	Ballots	Registered	Percent
7	7	100.00%	1,241	3,582	34.65%

**Cumulative Report — Official  
Skagit County, Washington — 2013 Primary Election — August 06, 2013**

Total Number of Voters : 29,389 of 67,611 = 43.47%

Precincts Reporting 115 of 115 = 100.00%

Party	Candidate	Vote-By-Mail	AVU	Total
-------	-----------	--------------	-----	-------

**City of Sedro-Woolley Council At-Large, Vote For 1**

Charles (Chuck) Owen	662	42.11%	0	0.00%	662	42.11%
Brett Sandstrom	666	42.37%	0	0.00%	666	42.37%
Joe Franett	193	12.28%	0	0.00%	193	12.28%
Unresolved Write-Ins	0	0.00%	0	0.00%	0	0.00%
Rejected Write-Ins	51	3.24%	0	0.00%	51	3.24%
<b>Cast Votes:</b>	1,572	86.56%	0	0.00%	1,572	86.56%
<b>Over Votes:</b>	0	0.00%	0	0.00%	0	0.00%
<b>Under Votes:</b>	244	13.44%	0	0.00%	244	13.44%

Precincts			Voters		
Counted	Total	Percent	Ballots	Registered	Percent
7	7	100.00%	1,816	5,210	34.86%

**City of Sedro-Woolley Council Ward 2, Vote For 1**

Dorothy (Elizabeth) Fernando	61	19.87%	0	0.00%	61	19.87%
Germaine Kornegay	195	63.52%	0	0.00%	195	63.52%
Julian Pavesi	50	16.29%	0	0.00%	50	16.29%
Unresolved Write-Ins	0	0.00%	0	0.00%	0	0.00%
Rejected Write-Ins	1	0.33%	0	0.00%	1	0.33%
<b>Cast Votes:</b>	307	93.31%	0	0.00%	307	93.31%
<b>Over Votes:</b>	2	0.61%	0	0.00%	2	0.61%
<b>Under Votes:</b>	20	6.08%	0	0.00%	20	6.08%

Precincts			Voters		
Counted	Total	Percent	Ballots	Registered	Percent
2	2	100.00%	329	834	39.45%

**Cumulative Report — Official  
Skagit County, Washington — 2013 Primary Election — August 06, 2013**

Total Number of Voters : 29,389 of 67,611 = 43.47%

Precincts Reporting 115 of 115 = 100.00%

Party	Candidate	Vote-By-Mail	AVU	Total
-------	-----------	--------------	-----	-------

**Hospital District 2 Commissioner Position 4, Vote For 1**

Lynne M. Lang	3,238	48.34%	0	0.00%	3,238	48.34%
Warren Tessler	2,293	34.23%	0	0.00%	2,293	34.23%
Bruce Flanagan	611	9.12%	0	0.00%	611	9.12%
Howard Pellett	497	7.42%	0	0.00%	497	7.42%
Unresolved Write-Ins	0	0.00%	0	0.00%	0	0.00%
Rejected Write-Ins	59	0.88%	0	0.00%	59	0.88%
<b>Cast Votes:</b>	6,698	84.26%	0	0.00%	6,698	84.26%
<b>Over Votes:</b>	5	0.06%	0	0.00%	5	0.06%
<b>Under Votes:</b>	1,246	15.67%	0	0.00%	1,246	15.67%

Precincts			Voters		
Counted	Total	Percent	Ballots	Registered	Percent
17	17	100.00%	7,949	14,630	54.33%

**Fire District 7 Commissioner Position 1, Vote For 1**

Larry Steffy	24	19.05%	0	0.00%	24	19.05%
Stephen E. Smith	36	28.57%	0	0.00%	36	28.57%
David Searing	65	51.59%	0	0.00%	65	51.59%
Unresolved Write-Ins	0	0.00%	0	0.00%	0	0.00%
Rejected Write-Ins	1	0.79%	0	0.00%	1	0.79%
<b>Cast Votes:</b>	126	99.21%	0	0.00%	126	99.21%
<b>Over Votes:</b>	0	0.00%	0	0.00%	0	0.00%
<b>Under Votes:</b>	1	0.79%	0	0.00%	1	0.79%

Precincts			Voters		
Counted	Total	Percent	Ballots	Registered	Percent
1	1	100.00%	127	192	66.15%

**Cumulative Report — Official  
Skagit County, Washington — 2013 Primary Election — August 06, 2013**

Total Number of Voters : 29,389 of 67,611 = 43.47%

Precincts Reporting 115 of 115 = 100.00%

Party	Candidate	Vote-By-Mail	AVU	Total
-------	-----------	--------------	-----	-------

Fire District 13 Commissioner Position 1, Vote For 1

Arne Fohn	576	47.37%	0	0.00%	576	47.37%
James (Jim) Grove	450	37.01%	0	0.00%	450	37.01%
Ole Knudson	180	14.80%	0	0.00%	180	14.80%
Unresolved Write-Ins	0	0.00%	0	0.00%	0	0.00%
Rejected Write-Ins	10	0.82%	0	0.00%	10	0.82%
<hr/>						
<b>Cast Votes:</b>	1,216	89.41%	0	0.00%	1,216	89.41%
<b>Over Votes:</b>	1	0.07%	0	0.00%	1	0.07%
<b>Under Votes:</b>	143	10.51%	0	0.00%	143	10.51%

Precincts			Voters		
Counted	Total	Percent	Ballots	Registered	Percent
9	9	100.00%	1,360	2,914	46.67%

CERTIFICATION OF THE CANVASSING BOARD  
SKAGIT COUNTY  
PROPOSITION #1  
SKAGIT COUNTY, WASHINGTON  
AUGUST 6, 2013 PRIMARY ELECTION

STATE OF WASHINGTON )  
SS.  
COUNTY OF SKAGIT )

We the undersigned being the officers designated by law as constituting the Skagit County Canvassing Board, have completed our canvass of the votes as it pertains to Proposition 1 in Skagit County, Washington, held within the boundaries of said District on August 6, 2013. The total number of active registered voters in the District was 67,611 inactive voters 5,797, the number of ballots cast was 29,197; the results are as follows:

PROPOSITION, YES ..... 21,231 72.72%  
PROPOSITION, NO ..... 7,966 27.28%

The canvass having been completed this August 20, 2013.

SKAGIT COUNTY CANVASSING BOARD


  
\_\_\_\_\_  
County Auditor/Designee

  
\_\_\_\_\_  
Chairman of County Commissioners/Designee

  
\_\_\_\_\_  
Prosecuting Attorney/Designee

AFFIDAVIT


I do solemnly swear that the above are the full, true and correct returns of Skagit County Proposition #1, involved in the above election and that they have in nowise been altered by additions or erasures and that they are the same as when they were deposited in my office.

  
\_\_\_\_\_  
Skagit County Auditor  
August 20, 2013

**Oath of County Auditor or Supervisor of Elections**

STATE OF WASHINGTON        )  
  ) ss.  
COUNTY OF SKAGIT         )

I solemnly swear that the returns of the Primary Election held in Skagit County, State of Washington on August 6, 2013 have been in no way altered and that they are the same as when they were deposited in my office.

  
\_\_\_\_\_  
County Auditor or Supervisor of Elections


*Subscribed and sworn to me this 20th day of August, 2013*

**Certification of the Canvassing Board**

STATE OF WASHINGTON        )  
  ) ss.  
COUNTY OF SKAGIT         )

The undersigned officers designated by law as constituting the Canvassing Board for the County of Skagit, State of Washington, hereby certify that this is a full, true and correct copy of the Abstract of Votes including the cumulative results, precinct results, and a reconciliation report of votes cast at the Primary Election held on August 20, 2013, in Skagit County, State of Washington, and that the following are the true and reconciled numbers of voters and votes counted.

*Witness our hands and official seal this 20<sup>th</sup> day of August, 2013*

  
\_\_\_\_\_  
County Auditor or Supervisor of Elections

  
\_\_\_\_\_  
Chairman, County Legislative Authority

  
\_\_\_\_\_  
County Prosecuting Attorney

**Reconciliation Form**

County Name: **Skagit**  
 Election Date: **August 6, 2013**

Report prepared by: Margaret Enders  
 Contact number: 360-336-9305

Registered Voters	
Active registered voters	<b>67,611</b>
Inactive registered voters	5,797
Credited voters	29389

Overall Ballot	Received	<b>29585</b>
Reconciliation	Counted	29389
	Not Counted	196
Report total ballots for the entire election	Discrepancy	<b>0</b>

Yes     No  
 Yes     No

**Is the cell "Discrepancy" showing zero?**  
 If other than zero, attach an explanation of the process followed to account for the discrepancy.

**Does the number of "credited voters" equal the number of overall ballots reported as "counted?"**  
 If not, attach an explanation of the discrepancies and/or the process followed to resolve the discrepancies per WAC 434-262-060, 434-262-070 and 434-262-100.

**Category Reconciliation** (detailed accounting of ballots reported above in the Overall Ballot Reconciliation)

	Issued (number of voters issued ballots)	Received	Ballots forwarded to other counties	Accepted (equal to "Counted" as reported in Overall Ballot Reconciliation)	Rejected & not counted	Category Discrepancy (all ballots accounted for when zero)
<b>Totals for all voters</b>	633	90	0	90	0	<b>0</b>
UOCAVA	623	86	n/a	86	0	0
Federal write-in	n/a	0	n/a	0	0	0
Provisional (include provisional ballots from other counties)	0	0	0	0	0	0
DREs (do not report ballots filled in with Automarks)	0	0	n/a	0	0	0
<b>All others not already reported</b> in the categories above (including regular ballots & ACP)	10	4	0	4	0	0

Yes     No  
 Yes     No

**Do totals under "Category Discrepancy" all calculate to zero?**  
 If other than zero, attach an explanation of the category discrepancy.

**Are the totals for all voters the same as reported in the Overall Ballot Reconciliation?**  
 If not, attach an explanation of the discrepancy.

Additional information requested by the Secretary of State. Please answer the questions below:

For all returned ballots, how many were by:		Of all ballots returned, how many were generated through:	
Email	10	MyBallot	10
Fax	0	Other online programs	0
Deposited at staffed, unstaffed deposit sites and at voting centers.	0	PDF originating from county	0
<b>AutoMarks:</b> Please provide an estimate of the number of voters using the AutoMark in the box to the right.			0